


MUNICIPIO DE COQUIMATLAN, COL.
Sistema Integral de Contabilidad Gubernamental
ESTADO ANALITICO DEL EJERCICIO DEL PRESUPUESTO DE EGRESOS

Clasificación Administrativa

DEL 1 DE SEPTIEMBRE AL 30 DE SEPTIEMBRE DE 2024

Análisis por: Clasificación Administrativa

Clave Presupuestaria UP-UR-UE	Descripción	Aprobado Sep-Sep	Ampliaciones / (Reducciones) Sep-Sep	Modificado Sep-Sep	DpC Sep- Sep	Devengado Sep-Sep	Pagado Sep-Sep	Subejercicio Sep-Sep
01	REGIDORES	269,398.32	-499.32	268,899.00	0.00	268,899.00	269,149.00	0.00
01 01	REGIDORES	269,398.32	-499.32	268,899.00	0.00	268,899.00	269,149.00	0.00
01 01 01	DESPACHO DE REGIDORES	269,398.32	-499.32	268,899.00	0.00	268,899.00	269,149.00	0.00
02	PRESIDENCIA MUNICIPAL	210,023.42	123,101.70	333,125.12	0.00	333,125.12	250,225.12	0.00
02 01	PRESIDENCIA MUNICIPAL	210,023.42	123,101.70	333,125.12	0.00	333,125.12	250,225.12	0.00
02 01 01	DESPACHO DE PRESIDENCIA	126,104.58	117,609.36	243,713.94	0.00	243,713.94	160,813.94	0.00
02 01 02	SECRETARIA PARTICULAR	83,918.84	5,492.34	89,411.18	0.00	89,411.18	89,411.18	0.00
03	SECRETARIA DEL H AYUNTAMIENTO	722,657.81	21,741.67	744,399.48	0.00	744,399.48	738,195.68	0.00
03 01	SECRETARIA DEL H AYUNTAMIENTO	722,657.81	21,741.67	744,399.48	0.00	744,399.48	738,195.68	0.00
03 01 01	DESPACHO DE SECRETARIA DEL H AYUNTAMIENTO	317,100.40	14,947.69	332,048.09	0.00	332,048.09	334,148.09	0.00
03 01 02	DIRECCION DE ASUNTOS JURIDICOS	52,237.02	0.02	52,237.04	0.00	52,237.04	52,237.04	0.00
03 01 03	DIRECCION DE COMUNICACION SOCIAL	54,565.03	1,818.00	56,383.03	0.00	56,383.03	56,383.03	0.00
03 01 04	DIRECCION DE CULTURA	54,229.23	3,636.00	57,865.23	0.00	57,865.23	57,865.23	0.00
03 01 05	DIRECCION DE DEPORTES	96,958.14	13,818.98	110,777.12	0.00	110,777.12	102,473.32	0.00
03 01 07	DIRECCION DE REGISTRO CIVIL	0.00	0.00	0.00	0.00	0.00	0.00	0.00
03 01 08	JUNTA MUNICIPAL DE PUEBLO JUAREZ	129,417.99	-11,929.02	117,488.97	0.00	117,488.97	117,488.97	0.00
03 01 09	COMISARIAS MUNICIPALES	18,150.00	-550.00	17,600.00	0.00	17,600.00	17,600.00	0.00
04	OFICIALIA MAYOR	2,990,852.00	-793,416.64	2,197,435.36	0.00	2,197,435.36	2,437,334.10	0.00
04 01	OFICIALIA MAYOR	2,990,852.00	-793,416.64	2,197,435.36	0.00	2,197,435.36	2,437,334.10	0.00
04 01 01	DESPACHO DE OFICIALIA MAYOR	1,670,393.88	-749,761.83	920,632.05	0.00	920,632.05	900,267.72	0.00
04 01 03	DEPARTAMENTO DE RECURSOS HUMANOS	1,291,070.00	-43,654.81	1,247,415.19	0.00	1,247,415.19	1,507,678.26	0.00
04 01 05	DEPARTAMENTO DE INFORMATICA	29,388.12	0.00	29,388.12	0.00	29,388.12	29,388.12	0.00
05	TESORERIA MUNICIPAL	619,735.30	631,704.61	1,251,439.91	0.00	1,251,439.91	1,257,552.35	0.00
05 01	TESORERIA MUNICIPAL	619,735.30	631,704.61	1,251,439.91	0.00	1,251,439.91	1,257,552.35	0.00
05 01 01	DESPACHO DE TESORERIA MUNICIPAL	526,859.31	662,473.79	1,189,333.10	0.00	1,189,333.10	1,195,445.54	0.00
05 01 02	DIRECCION DE INGRESOS	19,938.00	8,103.90	28,041.90	0.00	28,041.90	28,041.90	0.00
05 01 03	DIRECCION DE EGRESOS Y CONTABILIDAD	40,691.08	-40,691.08	0.00	0.00	0.00	0.00	0.00
05 01 04	DIRECCION DE CATASTRO	32,246.91	1,818.00	34,064.91	0.00	34,064.91	34,064.91	0.00
06	CONTRALOR MUNICIPAL	26,360.22	-1,000.00	25,360.22	0.00	25,360.22	27,360.22	0.00
06 01	CONTRALOR MUNICIPAL	26,360.22	-1,000.00	25,360.22	0.00	25,360.22	27,360.22	0.00
06 01 01	DESPACHO DEL CONTRALOR MUNICIPAL	26,360.22	-1,000.00	25,360.22	0.00	25,360.22	27,360.22	0.00
07	DIRECCION DE OBRAS PUBLICAS, DESARROLLO URBANO Y ECOLOGIA	198,801.14	33,875.41	232,676.55	-	232,676.55	2,878,443.59	-
07 01	DIRECCION DE OBRAS PUBLICAS, DESARROLLO URBANO Y ECOLOGIA	198,801.14	33,875.41	232,676.55	-	232,676.55	2,878,443.59	-
07 01 01	DESPACHO DE LA DIRECCION DE OBRAS PUBLICAS, DESARROLLO URBANO Y ECOLOGIA	181,805.90	20,664.40	202,470.30	0.00	202,470.30	191,528.30	0.00



MUNICIPIO DE COQUIMATLAN, COL.
Sistema Integral de Contabilidad Gubernamental
ESTADO ANALITICO DEL EJERCICIO DEL PRESUPUESTO DE EGRESOS


Clasificación Administrativa

DEL 1 DE SEPTIEMBRE AL 30 DE SEPTIEMBRE DE 2024

Análisis por: Clasificación Administrativa

Clave Presupuestaria	Descripción	Aprobado Sep-Sep	Ampliaciones / (Reducciones) Sep-Sep	Modificado Sep-Sep	DpC Sep- Sep	Devengado Sep-Sep	Pagado Sep-Sep	Subejercicio Sep-Sep
UP-UR-UE								
07 01 02	DEPARTAMENTO DE OBRAS PUBLICAS	16,995.24	3,234.51	20,229.75	-	2,195,917.20	2,676,938.79	-
07 01 04	DEPARTAMENTO DE ECOLOGIA	0.00	9,976.50	9,976.50	0.00	9,976.50	9,976.50	0.00
08	DIRECCION DE SERVICIOS PUBLICOS	1,707,974.24	196,923.92	1,904,898.16	0.00	1,904,898.16	2,066,450.11	0.00
08 01	DIRECCION DE SERVICIOS PUBLICOS	1,707,974.24	196,923.92	1,904,898.16	0.00	1,904,898.16	2,066,450.11	0.00
08 01 01	DESPACHO DE LA DIRECCION DE SERVICIOS PUBLICOS	1,707,974.24	144,006.80	1,851,981.04	0.00	1,851,981.04	2,013,532.99	0.00
08 01 03	DEPARTAMENTO DE PARQUES Y JARDINES	0.00	41,989.92	41,989.92	0.00	41,989.92	41,989.92	0.00
08 01 04	DEPARTAMENTO DE RASTRO MUNICIPAL	0.00	0.00	0.00	0.00	0.00	0.00	0.00
08 01 06	DEPARTAMENTO DE PANTEON	0.00	10,927.20	10,927.20	0.00	10,927.20	10,927.20	0.00
09	DIRECCION DE SEGURIDAD PUBLICA, TRANSITO Y VIALIDAD	1,202,055.51	-218,565.50	983,490.01	0.00	983,490.01	1,020,143.31	0.00
09 01	DIRECCION DE SEGURIDAD PUBLICA, TRANSITO Y VIALIDAD	1,202,055.51	-218,565.50	983,490.01	0.00	983,490.01	1,020,143.31	0.00
09 01 01	SEGURIDAD PUBLICA, TRANSITO Y VIALIDAD	1,202,055.51	-218,565.50	983,490.01	0.00	983,490.01	1,020,143.31	0.00
10	DIRECCION DE DESARROLLO MUNICIPAL	170,744.16	684.98	171,429.14	0.00	171,429.14	172,129.14	0.00
10 01	DIRECCION DE DESARROLLO MUNICIPAL	170,744.16	684.98	171,429.14	0.00	171,429.14	172,129.14	0.00
10 01 01	DESPACHO DE LA DIRECCION DE DESARROLLO MUNICIPAL	70,179.40	17,555.37	87,734.77	0.00	87,734.77	87,934.77	0.00
10 01 02	DEPARTAMENTO DE PLANEACION	90,588.26	-16,870.39	73,717.87	0.00	73,717.87	74,217.87	0.00
10 01 04	DEPARTAMENTO DE DESARROLLO RURAL	9,976.50	0.00	9,976.50	0.00	9,976.50	9,976.50	0.00
11	ORGANISMOS PUBLICOS DESCENTRALIZADOS	766,666.66	0.00	766,666.66	0.00	766,666.66	766,666.66	0.00
11 01	ORGANISMOS PUBLICOS DESCENTRALIZADOS	766,666.66	0.00	766,666.66	0.00	766,666.66	766,666.66	0.00
11 01 01	DIF MUNICIPAL	766,666.66	0.00	766,666.66	0.00	766,666.66	766,666.66	0.00
12	OBRA PUBLICA E INVERSION	3,846,890.60	-3,846,890.60	0.00	0.00	0.00	0.00	0.00
12 01	OBRA PUBLICA	3,846,890.60	-3,846,890.60	0.00	0.00	0.00	0.00	0.00
12 01 01	OBRA PUBLICA	3,846,890.60	-3,846,890.60	0.00	0.00	0.00	0.00	0.00
13	DEUDA PUBLICA	144,463.74	-20,419.21	124,044.53	0.00	124,044.53	124,044.53	0.00
13 01	DEUDA PUBLICA	144,463.74	-20,419.21	124,044.53	0.00	124,044.53	124,044.53	0.00
13 01 01	DEUDA PUBLICA	144,463.74	-20,419.21	124,044.53	0.00	124,044.53	124,044.53	0.00
14	TRANSFERENCIAS, SUBSIDIOS Y AYUDAS	5,500.00	29,917.50	35,417.50	0.00	35,417.50	35,417.50	0.00
14 03	AYUDAS	5,500.00	29,917.50	35,417.50	0.00	35,417.50	35,417.50	0.00
14 03 01	AYUDAS SOCIALES A PERSONAS	5,500.00	29,917.50	35,417.50	0.00	35,417.50	35,417.50	0.00

TOTAL DEL GASTO: 12,882,123.12 -3,842,841.48 9,039,281.64 -1,230.64 11,214,969.09 12,043,111.31 -2,175,687.45




MUNICIPIO DE COQUIMATLAN, COL.
Sistema Integral de Contabilidad Gubernamental
ESTADO ANALITICO DEL EJERCICIO DEL PRESUPUESTO DE EGRESOS

Clasificación Administrativa

DEL 1 DE ENERO AL 30 DE SEPTIEMBRE DE 2024

Análisis por: Clasificación Administrativa

UP-UR-UE	Clave Presupuestaria	Descripción	Aprobado		Ampliaciones / (Reducciones)		Modificado		DpC		Devengado		Pagado		Subejercicio	
			Ene-Sep	Ene-Sep	Ene-Sep	Ene-Sep	Ene-Sep	Ene-Sep	Ene-Sep	Ene-Sep	Ene-Sep	Ene-Sep	Ene-Sep	Ene-Sep	Ene-Sep	Ene-Sep
01	REGIDORES		2,424,187.28	434.14	2,424,621.42	0.00	2,424,621.42	2,421,621.42	0.00	2,424,621.42	2,421,621.42	0.00	2,424,621.42	2,421,621.42	0.00	
01 01	REGIDORES		2,424,187.28	434.14	2,424,621.42	0.00	2,424,621.42	2,421,621.42	0.00	2,424,621.42	2,421,621.42	0.00	2,424,621.42	2,421,621.42	0.00	
01 01 01	DESPACHO DE REGIDORES		2,424,187.28	434.14	2,424,621.42	0.00	2,424,621.42	2,421,621.42	0.00	2,424,621.42	2,421,621.42	0.00	2,424,621.42	2,421,621.42	0.00	
02	PRESIDENCIA MUNICIPAL		2,213,273.45	178,768.58	2,392,042.03	0.00	2,392,042.03	2,296,305.89	0.00	2,392,042.03	2,296,305.89	0.00	2,392,042.03	2,296,305.89	0.00	
02 01	PRESIDENCIA MUNICIPAL		2,213,273.45	178,768.58	2,392,042.03	0.00	2,392,042.03	2,296,305.89	0.00	2,392,042.03	2,296,305.89	0.00	2,392,042.03	2,296,305.89	0.00	
02 01 01	DESPACHO DE PRESIDENCIA		1,369,445.88	182,212.98	1,551,658.86	0.00	1,551,658.86	1,455,922.72	0.00	1,551,658.86	1,455,922.72	0.00	1,551,658.86	1,455,922.72	0.00	
02 01 02	SECRETARIA PARTICULAR		843,827.57	-3,444.40	840,383.17	0.00	840,383.17	840,383.17	0.00	840,383.17	840,383.17	0.00	840,383.17	840,383.17	0.00	
03	SECRETARIA DEL H AYUNTAMIENTO		6,912,712.40	-2,060.18	6,910,652.22	10.00	6,910,652.22	6,875,657.21	10.00	6,910,652.22	6,875,657.21	10.00	6,910,652.22	6,875,657.21	10.00	
03 01	SECRETARIA DEL H AYUNTAMIENTO		6,912,712.40	-2,060.18	6,910,652.22	10.00	6,910,652.22	6,875,657.21	10.00	6,910,652.22	6,875,657.21	10.00	6,910,652.22	6,875,657.21	10.00	
03 01 01	DESPACHO DE SECRETARIA DEL H AYUNTAMIENTO		3,166,260.55	-59,951.62	3,106,308.93	10.00	3,106,308.93	3,104,185.93	10.00	3,106,308.93	3,104,185.93	10.00	3,106,308.93	3,104,185.93	10.00	
03 01 02	DIRECCION DE ASUNTOS JURIDICOS		507,697.07	12,277.41	519,974.48	0.00	519,974.48	519,974.48	0.00	519,974.48	519,974.48	0.00	519,974.48	519,974.48	0.00	
03 01 03	DIRECCION DE COMUNICACION SOCIAL		543,299.71	-52,109.04	491,190.67	0.00	491,190.67	491,190.67	0.00	491,190.67	491,190.67	0.00	491,190.67	491,190.67	0.00	
03 01 04	DIRECCION DE CULTURA		554,824.05	11,419.73	566,243.78	0.00	566,243.78	566,243.78	0.00	566,243.78	566,243.78	0.00	566,243.78	566,243.78	0.00	
03 01 05	DIRECCION DE DEPORTES		933,930.15	15,921.44	949,851.59	0.00	949,851.59	941,547.79	0.00	949,851.59	941,547.79	0.00	949,851.59	941,547.79	0.00	
03 01 07	DIRECCION DE REGISTRO CIVIL		0.00	8,794.00	8,794.00	0.00	8,794.00	8,794.00	0.00	8,794.00	8,794.00	0.00	8,794.00	8,794.00	0.00	
03 01 08	JUNTA MUNICIPAL DE PUEBLO JUAREZ		1,043,350.87	66,537.90	1,109,888.77	0.00	1,109,888.77	1,085,320.56	0.00	1,109,888.77	1,085,320.56	0.00	1,109,888.77	1,085,320.56	0.00	
03 01 09	COMISARIAS MUNICIPALES		163,350.00	-4,950.00	158,400.00	0.00	158,400.00	158,400.00	0.00	158,400.00	158,400.00	0.00	158,400.00	158,400.00	0.00	
04	OFICIALIA MAYOR		27,640,603.43	-7,571,144.21	20,069,459.22	463.68	20,068,995.54	19,302,760.37	463.68	20,068,995.54	19,302,760.37	463.68	20,068,995.54	19,302,760.37	463.68	
04 01	OFICIALIA MAYOR		27,640,603.43	-7,571,144.21	20,069,459.22	463.68	20,068,995.54	19,302,760.37	463.68	20,068,995.54	19,302,760.37	463.68	20,068,995.54	19,302,760.37	463.68	
04 01 01	DESPACHO DE OFICIALIA MAYOR		15,644,086.60	-7,625,085.96	8,019,000.64	463.68	8,018,536.96	7,846,154.36	463.68	8,018,536.96	7,846,154.36	463.68	8,018,536.96	7,846,154.36	463.68	
04 01 03	DEPARTAMENTO DE RECURSOS HUMANOS		11,725,686.09	50,671.26	11,776,357.35	0.00	11,776,357.35	11,182,504.78	0.00	11,776,357.35	11,182,504.78	0.00	11,776,357.35	11,182,504.78	0.00	
04 01 05	DEPARTAMENTO DE INFORMATICA		270,830.74	3,270.49	274,101.23	0.00	274,101.23	274,101.23	0.00	274,101.23	274,101.23	0.00	274,101.23	274,101.23	0.00	
05	TESORERIA MUNICIPAL		5,579,314.79	4,875,841.41	10,455,156.20	0.00	10,455,156.20	10,396,241.68	0.00	10,455,156.20	10,396,241.68	0.00	10,455,156.20	10,396,241.68	0.00	
05 01	TESORERIA MUNICIPAL		5,579,314.79	4,875,841.41	10,455,156.20	0.00	10,455,156.20	10,396,241.68	0.00	10,455,156.20	10,396,241.68	0.00	10,455,156.20	10,396,241.68	0.00	
05 01 01	DESPACHO DE TESORERIA MUNICIPAL		4,660,109.56	5,141,103.50	9,801,213.06	0.00	9,801,213.06	9,742,298.54	0.00	9,801,213.06	9,742,298.54	0.00	9,801,213.06	9,742,298.54	0.00	
05 01 02	DIRECCION DE INGRESOS		182,765.00	9,453.61	192,218.61	0.00	192,218.61	192,218.61	0.00	192,218.61	192,218.61	0.00	192,218.61	192,218.61	0.00	
05 01 03	DIRECCION DE EGRESOS Y CONTABILIDAD		404,928.07	-135,857.92	269,070.15	0.00	269,070.15	269,070.15	0.00	269,070.15	269,070.15	0.00	269,070.15	269,070.15	0.00	
05 01 04	DIRECCION DE CATASTRO		331,512.16	-138,857.78	192,654.38	0.00	192,654.38	192,654.38	0.00	192,654.38	192,654.38	0.00	192,654.38	192,654.38	0.00	
06	CONTRALOR MUNICIPAL		240,521.63	15,370.86	255,892.49	0.00	255,892.49	255,892.49	0.00	255,892.49	255,892.49	0.00	255,892.49	255,892.49	0.00	
06 01	CONTRALOR MUNICIPAL		240,521.63	15,370.86	255,892.49	0.00	255,892.49	255,892.49	0.00	255,892.49	255,892.49	0.00	255,892.49	255,892.49	0.00	
06 01 01	DESPACHO DEL CONTRALOR MUNICIPAL		240,521.63	15,370.86	255,892.49	0.00	255,892.49	255,892.49	0.00	255,892.49	255,892.49	0.00	255,892.49	255,892.49	0.00	
07	DIRECCION DE OBRAS PUBLICAS, DESARROLLO URBANO Y ECOLOGIA		2,117,902.67	27,216,121.10	29,334,023.77	-	29,334,023.77	22,001,783.50	-	23,383,569.09	22,001,783.50	-	23,383,569.09	22,001,783.50	5,950,454.45	
07 01	DIRECCION DE OBRAS PUBLICAS, DESARROLLO URBANO Y ECOLOGIA		2,117,902.67	27,216,121.10	29,334,023.77	-	29,334,023.77	22,001,783.50	-	23,383,569.09	22,001,783.50	-	23,383,569.09	22,001,783.50	5,950,454.45	
07 01 01	DESPACHO DE LA DIRECCION DE OBRAS PUBLICAS, DESARROLLO URBANO Y ECOLOGIA		1,936,330.22	4,353,355.99	6,289,686.21	197,747.62	6,289,686.21	2,456,384.80	3,230,721.10	3,058,965.13	2,456,384.80	3,230,721.10	3,058,965.13	2,456,384.80	3,230,721.10	



MUNICIPIO DE COQUIMATLAN, COL.
Sistema Integral de Contabilidad Gubernamental
ESTADO ANALITICO DEL EJERCICIO DEL PRESUPUESTO DE EGRESOS

Clasificación Administrativa

DEL 1 DE ENERO AL 30 DE SEPTIEMBRE DE 2024

Análisis por: Clasificación Administrativa

Clave Presupuestaria	Descripción	Aprobado		Ampliaciones / (Reducciones)		Modificado		DpC Ene- Sep		Devengado		Pagado		Subejercicio	
		Ene-Sep	Ene-Sep	Ene-Sep	Ene-Sep	Ene-Sep	Ene-Sep	Ene-Sep	Ene-Sep	Ene-Sep	Ene-Sep	Ene-Sep	Ene-Sep	Ene-Sep	Ene-Sep
07 01 02	DEPARTAMENTO DE OBRAS PUBLICAS	181,572.45	22,827,182.26	23,008,754.71	-	20,289,021.11	19,509,815.85	2,719,733.00							
07 01 04	DEPARTAMENTO DE ECOLOGIA	0.00	35,582.85	35,582.85	0.00	35,582.85	35,582.85	0.00							
08	DIRECCION DE SERVICIOS PUBLICOS	17,185,306.38	-1,899,520.35	15,285,786.03	0.00	15,285,786.03	15,014,901.36	0.00							
08 01	DIRECCION DE SERVICIOS PUBLICOS	17,185,306.38	-1,899,520.35	15,285,786.03	0.00	15,285,786.03	15,014,901.36	0.00							
08 01 01	DESPACHO DE LA DIRECCION DE SERVICIOS PUBLICOS	17,174,571.02	-2,378,363.13	14,796,207.89	0.00	14,796,207.89	14,525,323.22	0.00							
08 01 03	DEPARTAMENTO DE PARQUES Y JARDINES	0.00	394,455.50	394,455.50	0.00	394,455.50	394,455.50	0.00							
08 01 04	DEPARTAMENTO DE RASTRO MUNICIPAL	10,735.36	9,353.84	20,089.20	0.00	20,089.20	20,089.20	0.00							
08 01 06	DEPARTAMENTO DE PANTEON	0.00	75,033.44	75,033.44	0.00	75,033.44	75,033.44	0.00							
09	DIRECCION DE SEGURIDAD PUBLICA, TRANSITO Y VIALIDAD	12,866,366.24	300,200.94	13,166,567.18	0.00	13,166,567.18	13,121,262.37	0.00							
09 01	DIRECCION DE SEGURIDAD PUBLICA, TRANSITO Y VIALIDAD	12,866,366.24	300,200.94	13,166,567.18	0.00	13,166,567.18	13,121,262.37	0.00							
09 01 01	SEGURIDAD PUBLICA, TRANSITO Y VIALIDAD	12,866,366.24	300,200.94	13,166,567.18	0.00	13,166,567.18	13,121,262.37	0.00							
10	DIRECCION DE DESARROLLO MUNICIPAL	1,693,449.13	-34,551.81	1,658,897.32	0.00	1,658,897.32	1,658,897.32	0.00							
10 01	DIRECCION DE DESARROLLO MUNICIPAL	1,693,449.13	-34,551.81	1,658,897.32	0.00	1,658,897.32	1,658,897.32	0.00							
10 01 01	DESPACHO DE LA DIRECCION DE DESARROLLO MUNICIPAL	707,324.00	2,808.48	710,132.48	0.00	710,132.48	710,132.48	0.00							
10 01 02	DEPARTAMENTO DE PLANEACION	894,673.88	-26,386.14	868,287.74	0.00	868,287.74	868,287.74	0.00							
10 01 04	DEPARTAMENTO DE DESARROLLO RURAL	91,451.25	-10,974.15	80,477.10	0.00	80,477.10	80,477.10	0.00							
11	ORGANISMOS PUBLICOS DESCENTRALIZADOS	6,899,999.94	0.00	6,899,999.94	0.00	6,899,999.94	6,899,999.94	0.00							
11 01	ORGANISMOS PUBLICOS DESCENTRALIZADOS	6,899,999.94	0.00	6,899,999.94	0.00	6,899,999.94	6,899,999.94	0.00							
11 01 01	DIF MUNICIPAL	6,899,999.94	0.00	6,899,999.94	0.00	6,899,999.94	6,899,999.94	0.00							
12	OBRA PUBLICA E INVERSION	34,622,015.40	-	1,000,000.00	453.60	299,863.92	299,863.92	700,136.08							
12 01	OBRA PUBLICA	34,622,015.40	-33,622,015.40	1,000,000.00	453.60	299,863.92	299,863.92	700,136.08							
12 01 01	OBRA PUBLICA	34,622,015.40	-33,622,015.40	1,000,000.00	453.60	299,863.92	299,863.92	700,136.08							
13	DEUDA PUBLICA	1,280,642.09	3,653,185.89	4,933,827.98	0.00	4,933,827.98	4,837,815.62	0.00							
13 01	DEUDA PUBLICA	1,280,642.09	3,653,185.89	4,933,827.98	0.00	4,933,827.98	4,837,815.62	0.00							
13 01 01	DEUDA PUBLICA	1,280,642.09	3,653,185.89	4,933,827.98	0.00	4,933,827.98	4,837,815.62	0.00							
14	TRANSFERENCIAS, SUBSIDIOS Y AYUDAS	232,150.00	-2,132.50	230,017.50	0.00	230,017.50	230,017.50	0.00							
14 03	AYUDAS	232,150.00	-2,132.50	230,017.50	0.00	230,017.50	230,017.50	0.00							
14 03 01	AYUDAS SOCIALES A PERSONAS	232,150.00	-2,132.50	230,017.50	0.00	230,017.50	230,017.50	0.00							

TOTAL DEL GASTO: 121,908,444.83 -6,891,501.53 115,016,943.3 -1,001.50 108,365,878.8 105,613,020.5 6,651,064.44

0 1.28 6 9